

dBUG MacNews



dBUG PICNIC
See Page 5

A Publication of Seattle's Macintosh downtown Business Users Group
Also Published Electronically on the dBUG ExChange*

dBUG Moves Its Resource Center

In late July, dBUG moved its Resource Center to a three-room office one building south of its previous location. Although dBUG has been investigating other office space for the last few months, the final decision was made quickly when dBUG's landlord raised the rent over 50 percent.

The Resource Center's new address is 1520 Eastlake Avenue E, Suite 108. dBUG now has a storefront on Eastlake, so the logo will be visible from the street. dBUG has two parking spaces in front of the building;

additional parking is available behind the building. (See the map to the new Resource Center on this page.)

The new space was evaluated by dBUG President Ken Winkenweder, board members Dona McAdam and Dana Klein, and by John Newhoff and Evan Kentop of Portage Bay Solutions, dBUG's subtenant. dBUG has signed a four-year sublease with The Handle Institute, which provides for low annual rent increases of five percent.

Ken Winkenweder explains, "I and some other members have

been looking for some time for a space we might rent, and we find these prices are very good." The new space had to meet several criteria besides cost, including size, electrical support, phone lines, and a central location with adequate parking.

dBUG thanks John Newhoff, Ken Winkenweder, Dana Klein, Wayne Gardner, Dona McAdam, Jay Heath, and Dick Carter for their help preparing the new space.

The Resource Center is not staffed full time. It is open during scheduled SIG and Open House meetings or by appointment only. ☎

Generate Excitement

The Computer Store has given dBUG a booth at their upcoming Business Expo, to be held on September 14, 1999 at the Meydenbauer Convention Center in Bellevue. The expo starts with a keynote speech at 9:00 a.m., and ends at 5:00 p.m. Joyce Schowalter is looking for volunteers to set up our booth on September 13, and/or to work a two-hour shift on September 14.

Business Expo is directed at business decision-makers. It also features seminars, showcasing solutions for publishing, networking, interoperability between Macs and PCs, and more.

If you want a chance to share your enthusiasm about dBUG, email Joyce Schowalter on the dBUG ExChange. 📧

From d'Prez

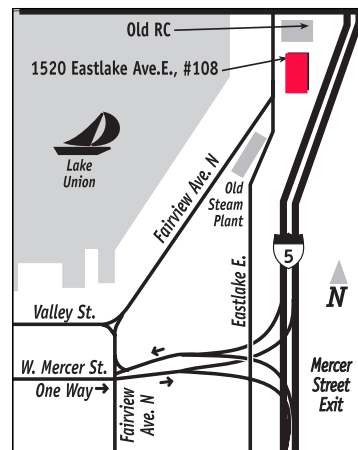
A Summer of Changes

By the time you read this, we will have moved the resource center to our new location. At least, the painting party is history. I'm writing this prior to the actual party but am confident in saying that the paint slid on as easy as clicking your mouse to open a new document. Well, maybe not that easy (my aching back!), but smooth, just the same. We selected an off white for the walls, and a dark blue for the trim. Spiffs the rooms up nicely. If you haven't seen the new location, I invite you to join me at the first Friday Open House of August for a look-see. Look at the new map on this page for the exact location.

Enough of writing about the future. Now, let me bring you up to date on the ExChange upgrade: Yes, it's still happening. Both Dana Klein and Jay Heath are hard at work getting the new ExChange up and running. Have patience; these guys have professional jobs to take care of first.

As you know, our very own Charles Wheeler went to Macworld Expo in New York over July 21st, 22nd, and 23rd. If you're up on the ExChange and read the WaterCooler conference, you saw his posts regarding the convention. (I'm hoping he sent messages to the WaterCooler. This is the trouble with predicting the future, you know?)

continued on page 2



New Resource Center (RC)
1520 Eastlake Ave. East, Suite 108,
Seattle. South of Garfield St. and
Eastlake Veterinary.

Inside:

Special Interest Groups	2
Wonderful Web Tips	2
Get Set for the New ExChange ..	3
AppleScripts	4
Member Profile: Shelley Greer ...	5
Come to the dBUG Picnic	5
August Calendar	8

Be the first to read MacNews! See current & recent issues in Acrobat Reader format at <www.dbug.org> and in the Newstand and dBUG Mentors folders on the dBUG ExChange.

Special Interest Groups (SIGs)

by Mark Jacobson
dBUG SIG Coordinator

Schedule changes are bolded.

4th Dimension SIG - New Time!

4th Wednesday, 6:30 p.m.
Westwind Computing
Walt Nelson

AppleScript SIG - New!

Scripting for beginners.
2nd Monday, 6:00 p.m.
dBUG Resource Center
DeForest Shotwell
<dnshotwell@accessone.com>

dBUG ExChange TeleSIG

Get the most from the dBUG
ExChange.
4th Tuesday, 6:30 p.m.
dBUG Resource Center
Cherie Nickell

ExChange.com Planning SIG

Meetings open to members about
the expansion and maintenance
of the ExChange.
1st Saturday, 11:00 a.m.
No Meeting in September
dBUG Resource Center
Curtis Snow

FileMaker Pro SIG

3rd Monday, 7:00 p.m.
dBUG Resource Center
Bruce Robertson

HyperCard SIG

3rd Tuesday, 6:30 p.m.
dBUG Resource Center
DeForest Shotwell
<dnshotwell@accessone.com>

iMac SIG

Topic: Tapping AppleWorks'
potential

1st Tuesday, 6:30 p.m.
dBUG Resource Center
Tim Hannon

**First-time Mac owners:
Get a discount when you buy
a dBUG membership at the
iMac SIG!**

Internet Intro

4th Monday, 6:30 p.m.
dBUG Resource Center
Nancy Ibsen
<panic@jetcity.com>

iRobot SIG

3rd Wednesday, 6:30 p.m.
No meeting in August
dBUG Resource Center
John Newhoff

Mondo Graphics/DTP

2nd Tuesday, 6:30 p.m.
Will not meet until October
Jack Connick

Open Friday

Bring something to scan. Surf the
Web. Bring a non-member.
Every Friday evening, 6:00 p.m.*
**First Friday is new member
orientation**
dBUG Resource Center

Open Thursday

Open discussion for dBUG
members and their guests.
Every Thursday*, 6:00 p.m.
dBUG Resource Center
Dick Carter

Software Developers Workshop

2nd Saturday, 10:00 a.m.
No meeting in August
dBUG Resource Center
James Jennings
<jennings@halcyon.com>

Virtual SIGs

dBUG also has active SIG
conferences on the dBUG
ExChange:
Excel SIG
FileMaker Pro SIG
PageMaker SIG
Photoshop SIG
QuarkXPress SIG
WEB SIG
Word SIG

**Personal Digital Assistant (PDA)
SIG - New!** Powerful productivity
managers, more portable than
laptops.

Finding these SIGs is easy. Each
one is listed alphabetically in the
Local Jump list. (Click Jump on
the desktop.) Or, to see them all
together:

- Double-click the *dBUG ExChange*
button on the ExChange
desktop.
- Double-click the *dBUG
Clubhouse* icon.
- Double-click the *SIGs* icon.
- To find the *PageMaker*,

Photoshop, and QuarkXpress
SIGs, double-click the *Mondo
Graphics/DTP SIG* icon.

Notes:

**The dBUG Resource Center has
moved! See the map on page
one.**

*Westwind Computing is at 510
NE 65th, two blocks west of I-5,*

*on the northwest corner of NE 65th
and NE Ravenna Blvd.*

The MacNews calendar, SIG
updates, and the current month's
PICT online event calendar are
accurate at the time they are
published.

***Please call the dBUG
InfoLine—206-624-9329—for
last-minute changes and
additions.**

Wonderful Web Tips

by Shelley Greer

If wealth could be measured in
terms of Macintosh knowledge,
iMac SIG leader Tim Hannon
would be one of the richest
people I know. During the July
iMac SIG, Tim gave us a number
of marvelous tips for effective
Web surfing. He also pointed us
to some informative Macintosh
sites. While testing Tim's tips, I
quickly discovered they make for a

much more enjoyable Internet
experience.

Great Mac Sites

MacInTouch <[http://
www.macintouch.com/](http://www.macintouch.com/)> : Here
you'll find all the latest develop-
ments in the Macintosh world.
Learn about software and
hardware vendors and their plans
for the future, conferences, and
more.

continued on page 6

From d'Prez, continued from page 1

So, here's hoping all the rumors
and hype about Apple's new
consumer portable (the new P1
everyone has been talking about)
are justified by the real thing.
Rumor has it that it is a portable
equivalent to the iMac. No floppy,
just plug it in and go. Well,
maybe not plug it in and go,
unless you have a very long
extension cord. But, it is to be
geared more for the "on the go"
economy-minded consumer.

I wonder if anything was
announced about a liaison
between the Palm organizers
and Apple? Another rumor. Steve
Jobs runs a tight ship and keeps
us guessing, but that's what is
good about Apple. You never
know when another iMac *coup*
might be around the corner.

See you at the August picnic.
Look for details in this issue.

Regards,
Ken Winkenweder



One Person, One Number®

This is the last number you'll ever need!

For more information, contact:

Melinda Anderson

Telesales Account Executive (206) 654-9896

<manderson@accessline.com>

Be sure to mention you saw the ad in MacNews!

Get Set for dBUG's Hot, New ExChange

Get ready for a landmark event: the implementation of dBUG's new ExChange. dBUG is upgrading to FirstClass Intranet Server 5.5, which will make the ExChange faster, reduce the number of busy signals, and improve stability. Please be aware that, when this article was written, dBUG was still in the pre-test stage of the upgrade. The information below may change as the implementation progresses. Don't worry; the upgrade team will keep us informed.

When all phases of the upgrade are complete, you will be able to access the ExChange from your Web browser and even use a third-party email program instead of FirstClass Client for your dBUG email. However, these options probably won't be available until a later phase.

What to Expect from Phase One

Your dBUG email address, including your alias, if you have one, won't change. You'll be able to log on using your existing settings file, even if you now access the ExChange by connecting modem to modem. The telephone number you now dial to log on to the ExChange will not change. Your User ID will still be your dBUG member number.

Before You Start

You need two pieces of software to access the ExChange. One is the FirstClass client software, and the other is a settings file that you use with that software.

Although your existing settings file will work, the ExChange upgrade team recommends that you download the FirstClass Client 5.5 software. You can download it now, but to avoid conflicts with your current FirstClass Client software, it's a good idea to wait

to install it until the new ExChange comes online. You can find the FirstClass Client 5.5 software in the Client/Settings: Mac and the Client/Settings: Windows folders. Both these folders are in the Local Jump list and in the Front Desk: StarterKit.

Jump In

When you log on to the new ExChange, the same buttons will be on your desktop; only their appearance and location may be different. At first, the conferences may only be accessible through the Jump utility. This will give the ExChange upgrade team more time to simplify the way conferences are nested, add new ones, and delete unused ones. The Jump utility is quick and easy to use: Just double-click the Jump button on your desktop to display folders containing alphabetical lists of the available conferences.

What information will you find on the new ExChange? At first, there may not be much. Jay Heath explains, "We are moving the structure of the old ExChange, but not the content." Think of it as moving into a brand-new house. Just as you would move in furniture and hang pictures in your house, you need to recreate in the new ExChange the information and shortcuts you used in the old one. Because the old ExChange will not be accessible once the new ExChange is online, it's important to make preparations while you can still log onto the old ExChange.

Reenter Your Password

The first time you try to log onto the new ExChange, your existing password will not work. Everyone has been given the word "new" as a temporary password. After you log on using "new," you can restore your old password or assign a new one. Simply open the Service menu (it's the Connection menu in FirstClass 5.5) and click Change Password. In the dialog box, type the password you want.

Save Valued Email

Your email box and most of the conference folders will be empty. If there are messages you want to keep, take time now to save them to your hard disk. You can open multiple messages at once by selecting them all and pressing Command+o. Then, deal with each message individually: Open the File menu, click Save, and specify where on your hard disk that message should reside.

Save Email Addresses

Your email address book will be empty. You can expedite retyping the addresses in your address book by taking a screen shot of its contents now. You can use a screen shot utility, such as SnapzPro or PICTify. Later versions of the Mac OS also enable you to take screen shots.

Save Favorites

The aliases of your favorite conferences will be gone. If you have a lot of favorites, you might want to write them down or take a screen shot of them now. After you log on to the new ExChange, you can refer to your list when you're ready to recreate those aliases.

Save Your Résumé

dBUG encourages everyone to create a résumé on the ExChange. Résumés make it easier for other members to get to know you; they also provide a resource for members who have the same software or hardware.

Résumés will not be transferred to the new ExChange. However, you don't need to rewrite your résumé from scratch if you copy the text of your existing résumé to SimpleText or another word processing program now. After

continued on page 4



shop@westwind.com

Slim. Stunning. Superfast.

With a PowerPC G3 processor running at up to 400 megahertz, and an even thinner and lighter design, the new Macintosh PowerBook G3 Series gives you the ultimate combination: desktop performance in a notebook computer.

- 333 and 400Mhz clock speeds
- 14.1" active matrix screen
- up to 5 hours on one battery
- 5.9 pounds

Apple Macintosh PowerBook G3

 **WESTWIND**  **Apple Specialist**
computing

510 NE 65th Street • Seattle, WA 98115 • (206) 522-3530

AppleScript: It Can Make Your Life Simpler

Bruce Robertson's Creator Code Changer*

```
property newCreator : "TBB6" — code for Tex-Edit+
property FileType : {"TEXT"}
— note you can use a list, such as {"PICT", "JPEG", "TIFF"}

on opening folder thisFolder
  tell application "Finder"

    try
      activate
      ignoring application responses
        set creator type of every item of thisFolder whose file type is in FileType and
        creator type ≠ newCreator to newCreator
      end ignoring

    on error errmsg
      beep
      activate me
      display dialog errmsg buttons "OK" default button 1
    end try
  end tell

end opening folder
```

**requires Mac OS 8.5 or later*

After the June main meeting's successful program on AppleScript, MacNews asked some of dBUG's AppleScripters to share some scripts.

If you'd like to write AppleScripts, dBUG is starting a Special Interest Group (SIG) for

beginning AppleScripters. DeForest Shotwell will lead the new SIG, with help from Bruce Robertson. The SIG will meet on the second Monday of each month, starting on August 9, 1999. Beginning in August, the HyperCard/AppleScript SIG will focus on HyperCard and more experienced programmers.

Bruce Robertson: Changing Creator Codes

"System 8.5 introduced a new AppleScript feature, folder actions, which enable you to automate what happens when you open a folder, close it, add

something to it, or take something from it. This new feature helped me solve a small problem.

"I get lots of text files in my Downloads folder which are created in many different applications. Because Tex-Edit is a great, scriptable text editor, I want them all to open in Tex-Edit when I double-click them. To do that, I needed to change their 'creator codes.'

"Short lesson on 'type' and 'creator' codes: There is invisible information in every file which tells the Finder what kind of file it is and which application should open it when you double-click it. This information is stored as four-character 'type' and 'creator' codes.

"There are several utilities which modify the 'get info' dialog to show these codes. Snitch is my favorite. If you don't have one of these utilities, though, just open Sherlock, go to 'Find File' and change the left popup to show 'file type.' Then drop a file on the text area. The type code of the file will be entered automatically. For text files, the file type is 'TEXT' (all caps). Some pre-Sherlock versions of Find File will also show you the codes this way.

continued on page 6

dBUG's Hot New Exchange, *continued from page 2*

you log on to the new Exchange, click Résumés on the Edit menu to open your new résumé file. Open your offline résumé document and then cut and paste the text you stored into your new résumé.

Raid the Archive

Initially, expect the archives in the Software Exchange conference to be empty. It's a good idea to make time to download that elusive shareware, patch, or upgrade now.

A Cool New Look

dBUG's Exchange upgrade team will be creating a new FirstClass Client 5.5 settings file for the new Exchange, which will modernize its appearance. Don't worry about having the new settings file to start out, though; your old one will still give you all the functionality of the new Exchange. When the new settings file is available, a message will be posted in the From d'SysOps folder (or its equivalent) on the Exchange desktop. The new settings file will be added to the Client/Settings folders for Mac and Windows in Local Jump.


After downloading the FirstClass Client 5.5 settings file, you'll need to insert your user ID and password and the information required for your connection method (modem to modem or TCP/IP). You might want to take screen shots of the setup screens in your existing settings file. Then, you'll have the information you need at your fingertips.

Get Info

dBUG plans to offer lots of help, instructions, and information about the new Exchange. Look for the red mail flag on the From d'SysOps folder on your Exchange

desktop. If you see this flag, please take time to open the folder and read what's new inside. The From d'SysOps folder (and its equivalent in FirstClass Client 5.5) contain key information about the Exchange.

Help and training will also be available at dBUG's Open Houses and in the Exchange TeleSIG.

When will the new Exchange be available? When this article was written, the upgrade team didn't know for sure. Keep an eye out for announcements in the From d'Sysops and WaterCooler conferences. You can also get breaking news from the dBUG InfoLine, 206-624-9329. 

dBUG Member Profiles

Shelley Greer

by Shelley Greer

Programmers and artists, emergency medical technicians and folk musicians, students, small business owners, and retirees—dBUG's membership is nothing if not diverse. This member profile (the fourth in MacNews' ongoing series) features desktop publishing professional Shelley Greer.

Shelley's Background:

I have been contracting at Microsoft for the past six years as a desktop publisher and graphics specialist. My last project was the *Microsoft Windows 98 Resource Kit*, a 1753-page book that I formatted, prepared art for, and handed off to press. I can honestly say the Macintosh is superior to the PC in every way.

I am now pursuing a career as a freelance writer, with National Geographic as my goal. I'm involved with a medieval/fantasy role-playing show group called the Seattle Knights, which entails choreographed sword fighting, and hope to be a jousting on a Friesian horse in the next couple of years.

Hardware & Software:

G3 with 128 MB of RAM, a 12 GB hard drive, internal Zip drive, Mitsubishi 21" display, Okidata 600 dpi PostScript laser printer, Supra Express 56 Kbps modem. PageMaker, FreeHand, Photoshop, Painter, Bryce 3D, Mariner Write, Director and Quicken, among others. All my software needs to be upgraded, but I need to pay off my G3 first.

The Plus is the first Mac I bought in 1986, when 1 MB RAM was really impressive. One of my first projects was an eight-page annual report for Eastside Literacy Council using my Plus, an 800K external floppy drive (no hard drive), PageMaker 2.0 and MacPaint. RAM and floppies limited me to one font, and the file was so big I had to temporarily delete four pages to print it out! Four years later I bought a IIfx, which was the best I could afford at the time, followed by a PowerCenter 180 a couple years

ago. The death of my PowerCenter this past January necessitated the purchase of my G3.

The computer has been my primary training tool for desktop publishing, interactive multimedia, and Web design. Now I use it for writing, artistic expression, and surfing the Internet. Favorite Web sites pertain to world history and culture, writing, linguistics, e-zines and technology.

dBUG History:

After graduating from college as a German major, I wondered what I wanted to do for a living until I realized that I was addicted to the Macintosh. So, I took some



desktop publishing courses at Bellevue Community College, where I learned about dBUG from my instructor. I joined in February 1988, and have been a member ever since.

I remember the old days of schlepping my Mac Plus around to the Library SIG to copy disks.

Then there was the Graphics SIG where the leader, Lisa, hauled in her SE to show us a comparison of FreeHand 3 and Illustrator 88, and wowed us with PageMaker 3.

When we upgraded to screaming IIfx Macs at work—I was desktop publisher at Kinko's by then—I watched an extremely impressive demo of the IIfx at

continued on page 7

Needed:

**Real human
to direct
PDA virtual SIG**

If you're interested, please email Mark Jacobson on the dBUG ExChange.

Y'all Come to the dBUG Picnic

dBUG's August main meeting will be its annual picnic at Seattle's Magnuson Park, on the west side of Lake Washington. The picnic will start at 6:00 p.m. on August 11, 1999. The dBUG picnic is for members and their guests only.

Directions:

From Lake City, or NE 125th and I-5:

Go east on NE 125th. After you cross Lake City Way, NE 125th turns south and becomes Sand Point Way. Follow Sand Point Way south to NE 65th St. and turn left into the park.

From NE 75th and I-5:

Go east on NE 75th. At or near the intersection with 53rd Ave. NE, you must turn right because NE 75th ends. Turn left on NE 70th and go down the hill to Sand Point Way. Turn right. Follow Sand Point Way south to NE 65th St. and turn left into the park.

From NE 45th and I-5:

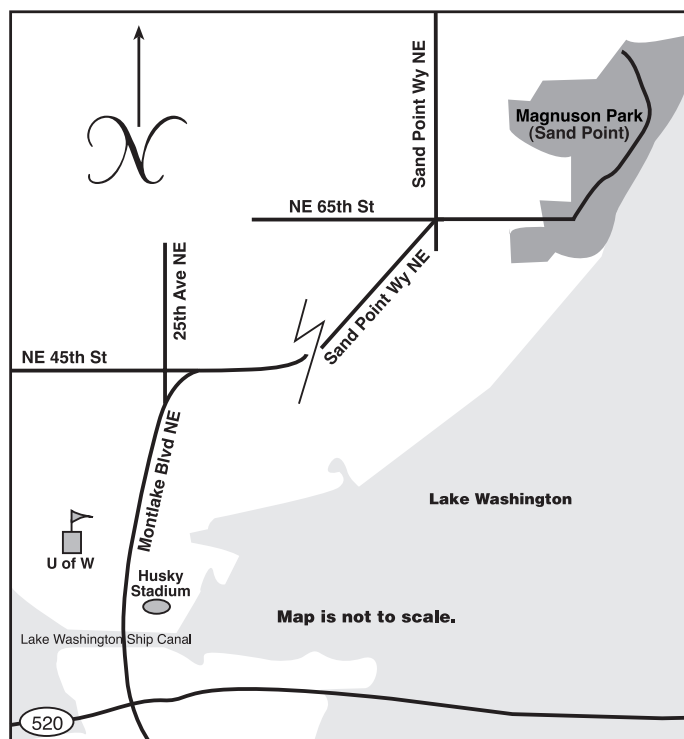
Go east on NE 45th St. down the viaduct and past University Village. At about the 3500 block, NE 45th turns gently left and becomes Sand Point Way. Go northeast on Sand Point Way to NE 65th and turn right into the park.

From the Evergreen Point Bridge:

Take the Montlake Blvd. exit and go north, across the Montlake Bridge. Bear right, past Husky Stadium. Montlake becomes NE 45th and turns east right by University Village. At about the 3500 block, NE 45th turns gently

left and becomes Sand Point Way. Go northeast on Sand Point Way to NE 65th and turn right into the park.

When you enter Magnuson Park, drive to the parking lot by the boat launch. Walk north until you come to a sheltered picnic area by the water. 🍷



Wonderful Web Tips, *continued from page 2*

MacFixIt <<http://www.macfixit.com/>> : Need to troubleshoot your system software or repair a disk? MacFixIt is the place. You can also find out about software and hardware compatibility issues and what's happening in the Mac community.

Whatis.com <<http://www.whatis.com/>> : Find the definitions for computer terms sorted alphabetically or in categories such as graphics, new technology, Web design and cyberculture. Learn about how the Internet works, RAM, Web colors, file formats, and even Japanese emoticons!

MacSurfer's Headline News <<http://www.macsurfer.com/>> : Look in the NewsHub for

instances of Apple in the news. Links to the stories are grouped by category: the most current news is at the top. They point you to such sites as TechWeb, News.com, and Wired News.

Electric Library <<http://www.elibrary.com/>> : Research magazines, maps, books and reports, newspapers and news-wires, transcripts (radio, TV, government) and pictures. Sign

up for a 30-day free trial, after which you can opt to pay either a monthly or yearly subscription fee.

Power Searches

For conducting Web searches, Tim recommended using a metacrawler, which uses multiple search engines at once. What a difference that makes!

As a test, I searched for "manorialism" (an aspect of feudalism in the Middle Ages), and each metacrawler found more information than I ever dreamed existed about the topic. They returned many more relevant hits than any of the single search engines have ever done for me. The metacrawlers I tested were

continued on page 8

AppleScript, *continued from page 4*

"If you changed the popup to show 'creator' and dropped the Tex-Edit application onto the Sherlock window, you would see that "TBB6" is its code. Other common text editor codes are

'txtt' for SimpleText and 'BOBO' for ClarisWorks/AppleWorks.

"To do what I want, my script must find all files in my Downloads folder which are of type 'TEXT' and change their


creator codes to 'TBB6.' I want this to happen every time I open the folder. I don't want to mess with files that already have the right codes. Finally, I want to write the script so that if I need to use it to have all JPEG files open with Photoshop, for example, the change would be simple.

"My script's real action takes place in one line *set creator type of every item of thisFolder whose file type is in FileType and creator type ≠ newCreator to newCreator*. This tells the Finder to look for every text file that wasn't created by Tex-Edit and change its creator code to TBB6.

"To use the script, paste it into the Script Editor and save it as a script in your System Folder: Scripts:Folder Actions folder. Then go to the Finder, control-click on a folder and attach your new script!"

DeForest Shotwell: Extension Changer

"This script is a droplet. (The icon has a little down arrow on it.) With a droplet, you can drop a whole slew of files on it, and it will run the script on all of them.

"What this script will do is put a '.gif' at the end of any file. If the file already has a different extension, the script will replace it with a '.gif'. The beauty of this script is that the user can change the extension to whatever they want by opening the droplet with the Script Editor and changing the '.gif' text in the sixth line of the script." 

DeForest Shotwell's Extension Change Script

```
on open fileList
    set oldDelims to AppleScript's text item delimiters
    set AppleScript's text item delimiters to "."
    repeat with oneFile in fileList
        set allInfo to info for oneFile
        set newDigit to ".gif"
        set isFolder to allInfo's folder
        set fileName to nameFromPath of (oneFile as string) given isFolder:isFolder
        if fileName is not "" then
            tell application "Finder"
                if (count of text items of fileName) > 2 then
                    set fileName2 to text items 1 thru -2 of fileName
                else
                    set fileName2 to text item 1 of fileName
                end if
                set fileName2 to fileName2 & newDigit
                select item oneFile
                set name of selection to fileName2
            end tell
        end if
    end repeat
    set AppleScript's text item delimiters to oldDelims
end open

on nameFromPath of thePath given isFolder:isFolder
    if thePath = "" then return ""
    set oldDelims to AppleScript's text item delimiters
    set AppleScript's text item delimiters to "."
    if isFolder then
        set fileName to text item -2 of thePath
    else
        set fileName to text item -1 of thePath
    end if
    set AppleScript's text item delimiters to oldDelims
    return fileName
end nameFromPath
```

Member Profile: Shelley Greer, *continued from page 5*

dBUG's main meeting a week later. I was also one of the nuts who drove through a snowstorm to make the special Graphics SIG held in the Olympic Hotel.

Other Computer Services:

I use NetOS as my Internet Service Provider through dBUG.

My dream, of course, is to get a DSL connection someday.

dBUG High Points:

Definitely the ExChange. Many times I have used up my allotted three hours. Thanks to the ExChange, I've met OneNet friends (in person) locally, as well as in

Maine and California, all wonderful people. Also, I loved it when our main meetings were regularly held at the Olympic Hotel, complete with catered snacks.

Favorite Features/ Conferences:

WaterCooler, Mentors, Garden-

ing, Politics, Mind Puzzles and Deutsch, to name a few. I'm primarily a lurker, though.

Shelley Greer is a budding freelance writer and a Seattle Knight.

Member Benefits



dBUG ExChange

dBUG's electronic bulletin board gives you email, conferences on a variety of subjects, chat, and an archive of shareware and freeware. It's a great place to get help with computer problems.

Internet

For a nominal monthly fee, you can add World Wide Web access and Usenet newsgroup access to the email access already provided as part of regular membership. Send an email message to "Inet Cashier" or call the dBUG InfoLine at 206-624-9329.

Disk of the Month

Bring a 1.4 MB floppy disk to the monthly main meeting, and dBUG will fill it with useful freeware and shareware. Please note: dBUG cannot handle disk sizes other than 1.4 MB.

User Group Store

Special discounts for user group members at <http://www.applemugstore.com/>

Equipment Access:

■ Scanner

Scan an image with a Microtek Scanmaker X6EL color flatbed scanner during SIG or Open House meetings at the Resource Center.

■ Compact disc recordable drive

Burn a CD from your hard drive or Zip cartridges during SIG or Open House meetings at the Resource Center. dBUG requests a \$10 donation per

session. (You may burn more than one disk in a session.) Blank CDs are available for \$6 if you don't bring your own. Allow one hour per disk.

■ Digital camera

Take snaps with a Kodak DC50 at main meetings or Resource Center meetings. Rent the camera for \$25 per week.

For more information, call the dBUG InfoLine:

206-624-9329

Visit our Web site:

<http://www.dbug.org/>

dBUG Membership Form

Turn in this form with payment to a dBUG cashier at a main meeting, or mail it to:

dBUG, P.O. Box 3463, Seattle, WA 98114-3463

Please, NO cash by mail; only checks, VISA, or MasterCard.

Date: _____

Name: _____

Company: _____

Address: _____

City: _____ State: _____ Zip: _____

Work Phone: _____

Home Phone: _____

Email Address: _____

Special Interest: _____

Are you an iMac owner? _____

Where did you hear of us? _____

Enclosed is my payment of annual membership dues to The Macintosh downtown Business Users Group starting the month of _____ 1999.

Regular Membership:	\$48.00	\$ _____
Family Membership:	Add'l \$24.00	\$ _____
Senior Membership (over 65):	\$36.00	\$ _____
Student Membership:	\$36.00	\$ _____

Check here if you want information about our Internet connection

Check here if you **do not** want to be on our free announcement email list _____ (3-4 posts/month).

Total Amount Enclosed: \$ _____

Check VISA MasterCard

Credit Card #: _____

Expiration Date: _____

Signature: _____

Please make checks payable to dBUG

For dBUG Use Only	Check Deposited <input type="checkbox"/>	Check # _____
	Charge Deposited <input type="checkbox"/>	Check Date _____
		Check/Charge Amount _____

	MON	TUES	WED	THURS	FRI	SAT
August Meetings Also see SIG notices page 2	26 Internet Intro SIG Resource Center 6:30 p.m.	27 ExChange SIG Resource Center 6:30 p.m.	28 4th Dimension SIG Westwind Computing 6:30 p.m.	29 Open Thursday Resource Center 6 p.m. Members and guests only	30 Open Friday Resource Center 6 p.m.	31
	2	3 iMac SIG Resource Center 6:30 p.m.	4 Board Meeting Resource Center 6:30 p.m.	5 Open Thursday Resource Center 6 p.m. Members and guests only	6 Open Friday Resource Center 6 p.m. New Member Orientation	7 Exchange.com Resource Center 11 a.m.
	9 AppleScript SIG Resource Center 6 p.m. New! 	10	11 dBUG Picnic Magnuson Park 6 p.m. Members and guests only	12 Open Thursday Resource Center 6 p.m. Members and guests only	13 Open Friday Resource Center 6 p.m.	14
<i>Westwind Computing 510 NE 65th St. Seattle</i>	16 FileMaker Pro SIG Resource Center 7 p.m.	17 HyperCard SIG Resource Center 6:30 p.m.	18	19 Open Thursday Resource Center 6 p.m. Members and guests only	20 Open Friday Resource Center 6 p.m.	21
	23 Internet Intro SIG Resource Center 6:30 p.m.	24 ExChange SIG Resource Center 6:30 p.m.	25 4th Dimension SIG Westwind Computing 6:30 p.m.	26 Open Thursday Resource Center 6 p.m. Members and guests only	27 Open Friday Resource Center 6 p.m.	28
<i>dBUG Resource Center has moved. 1520 Eastlake Ave. E. Suite 108</i>	30	31	1 Board Meeting Resource Center 6:30 p.m.	2 Open Thursday Resource Center 6 p.m. Members and guests only	3 Open Friday Resource Center 6 p.m. New Member Orientation	4

For last minute info on SIG meetings. . . call 206-624-9329.

Wonderful Web Tips, continued from page 6

Dogpile <<http://www.dogpile.com/>>, Google! <<http://www.google.com/>>, and Go2Net <<http://www.go2net.com/>>.

Sherlock behaves like a metacrawler—if you have current plug-ins for all the search engines you want to use. The Search Internet feature automatically detects plug-ins that need to be upgraded and asks if you wish to update them.

One drawback to Sherlock, however, is that, if you have a large collection of plug-ins, you end up juggling them. For example, you may want to use search engines pertaining only to the Web in one search, and those pertaining

only to booksellers in the next. In each search, you must go through the entire list to deselect the engines you don't want to use. To quote Tim, "Sherlock is cool...I hope they finish it."

You can download free Sherlock plug-ins and AppleScripts, including a script called "Moriarty" to manage your Sherlock plug-ins, at <<http://www.apple-donuts.com/>>.

Thanks to Tim Hannon for sharing these wonderful tips with us!

Shelley Greer is a budding freelance writer and a Seattle Knight.

P.O. Box 3463
Seattle, WA 98114-3463



AUGUST 99 MacNews - 8

dBUG MacNews

Volume 15, Number 8

Identification Statement: dBUG MacNews (USPS 10-435) is published monthly by the Macintosh downtown Business Users Group, 1520 Eastlake Avenue East, Suite 108, Seattle, WA 98102. POSTMASTER: Send address changes to dBUG MacNews, P.O. Box 3463, Seattle, WA 98114-3463.

Everything in MacNews is ©1999 by either dBUG or the author of the article. Unless otherwise noted, permission is granted to other nonprofit MUGs to reprint MacNews articles as long as credit is given and the information is not changed or presented in a misleading manner. Opinions in MacNews do not necessarily represent opinions of dBUG. Acceptance of advertising by dBUG for publication in MacNews does not imply any endorsement of the vendor or product. Trademarked names are not marked with a trademark symbol because trademark names are used only in an editorial fashion with no intention of infringement on the trademark.

What is dBUG?

The Macintosh downtown Business Users Group is a non-profit educational organization dedicated to the exchange of information between business users of the Macintosh computer and related products.

See page 7 for membership information and application.

For additional information, write to:

dBUG Membership Info
P.O. Box 3463, Seattle, WA 98114-3463.
dBUG Infoline 206-624-9329

The ExChange {dBUG BBS}

Main Line: 206-624-8783
East Side: 425-746-2183
N. Snohomish County: 425-353-7197
S. Snohomish County: 425-670-2312

dBUG Officers:

President Ken Winkenweder
Vice President David Krafchick
Secretary/Treasurer/Cashier Cheryl Malstrom

Board Members:

Membership Jim Seifert
Publicity Jon Pfaff
Publications Dona McAdam
ExChange Dana Klein
SIG Coordinator Mark Jacobson
Volunteer Coordinator Joyce Schowalter

Internet Connection:

Inet Cashier Brian Rush

MacNews:

Editor/Principal Writer Tish Bailey
SIG Calendar Mark Jacobson
Proofreader Sandro Menzel
Printer Consolidated Press/Kandy Hruby

Submissions:

All articles must be submitted by the seventh of the month to be included in MacNews for the following month. Send submissions to <tish_bailey@dbug.org>.

BULK RATE
U.S. POSTAGE
PAID
SEATTLE, WA
PERMIT NO. 1445